


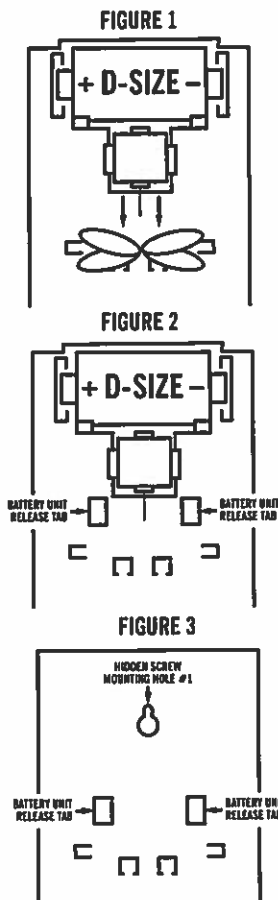
# AromaOne™ Air Freshener Dispenser Instructions



- Use provided key to open dispenser cover as shown above.
- Nesting refill tray includes drip guard and air retarder.
- Choose a location, typically, in rooms with 8' ceilings, mount dispenser 5"-6" from ceiling. For higher ceilings, mount dispensers approximately 7 1/2' from the floor (measured to top of dispenser).

## SPECIAL SLIDE-N-LOCK HIDDEN SCREW MOUNTING FEATURE

- **FIGURE 1.** Remove fan blades by pulling fan blades straight down.
- **FIGURE 2.** Removal of fan blades exposes BATTERY UNIT RELEASE TABS under battery unit.
- Push on BATTERY UNIT RELEASE TABS while pulling down on battery unit releasing battery unit.
- **FIGURE 3.** Removal of BATTERY UNIT exposes HIDDEN SCREW MOUNTING.



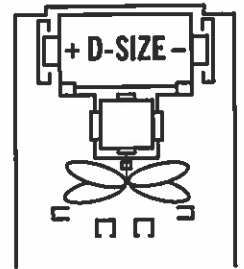
**TO REPLACE BATTERY ASSEMBLY**  
Position top of assembly below locking rails. Firmly push upwards into locking position.

## MOUNTING DISPENSERS TO THE WALL

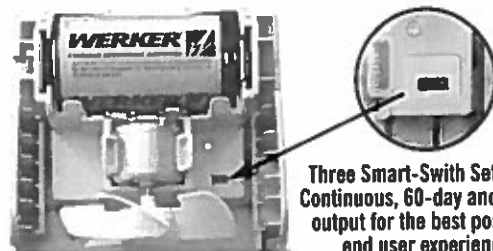
- Avoid mounting Air-Scent® AromaOne™ Freshener Dispenser above urinals to resist vandalism; also avoid mounting units above doors.
- Position dispenser on wall in desired location. Being sure dispenser is plumb and level, mark wall through holes in dispenser with pencil. Note: Use uppermost hole and leveling slot.
- Drill 3/16", 15/64" or 1/4" holes into wall at your marks (Hole size is determined by type of wall anchor; see template on reverse side).
- Slide battery assembly downward to expose hidden screw mounting hole described in FIGURES 1, 2 & 3.
- Insert #6x1 countersunk mounting screw into hidden screw mounting hole #1 of backplate assembly. Level backplate and mark hole #2. Insert anchor into wall and screw backplate into anchor until tight.
- Replace battery assembly to original position.

## BATTERY SERVICE INSTRUCTIONS

- One QUALITY GENERAL PURPOSE Carbon-zinc battery is required for 30 days performance. (Do not allow battery to remain over 32 days.)
- One HEAVY DUTY carbon-zinc battery ensures 30 days performance and may last up to 45 days. (Do not allow battery to remain over 60 days.)
- One ALKALINE battery should last 60 days or more. Always dispose of old batteries properly.



## AROMAONE SMART VERSION ONLY



Three Smart-Switch Settings:  
Continuous, 60-day and linear output for the best possible end user experience

- 1) Continuous
- 2) 60 Day Refill Setting
- 3) Phases for Consistence Performance
  - Setting 1-Fan runs full time
  - Setting 2-Fan runs 1 minute on, 1 minute off
  - Setting 3-Days 1-7 Fan runs 1 minute, stops 3 minutes
  - Days 8-14 Fan runs 1 minute, stops 2 minutes
  - Days 15-21 Fan runs 1 minute, stops 1 minute
  - Days 22-30 Fan runs continuously