



Battery Diffuser App Instructions

Download the App- **Scent Marketing** in either the App Store or Google Play Store




Once the app is downloaded, make sure your bluetooth is turned on.

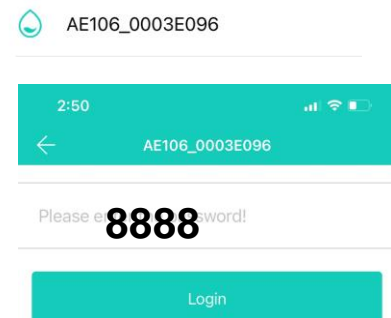
Make sure the diffuser is set to battery mode, A blue light should appear.



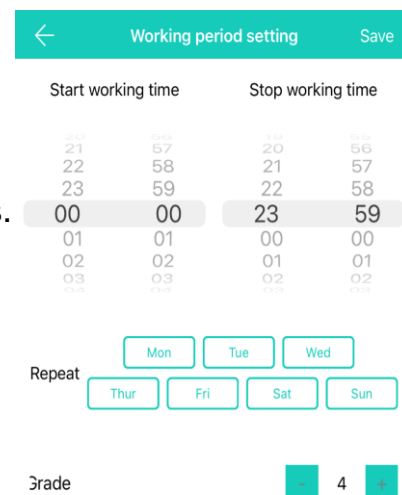
The app will then automatically recognize your diffuser and it should appear on your screen.



After clicking the name of your diffuser, it will ask for a password. The password is 8888.



Once connected to your diffuser, you will now have access to all settings. Here you can set the working time and the grade settings.



Frequency and concentration of the scent goes from low to high. Grade 1 being the lowest and Grade 10 being the high